

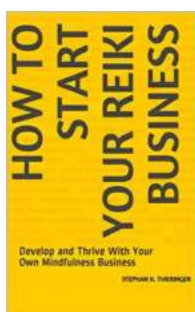
# Finally Start My Reiki Business - The Ultimate Guide to Success



Are you passionate about helping others through energy healing? Have you considered starting your own Reiki business but didn't know how to get started? Look no further! In this comprehensive guide, we will walk you

through all the steps necessary to finally start your successful Reiki business.

Reiki, a Japanese spiritual practice that promotes healing through touch, is gaining popularity around the world. More and more people are turning to holistic therapies to find relief from stress, anxiety, and physical ailments. As a Reiki practitioner, you can tap into this growing market and create a fulfilling career helping others.



## Finally Start My Reiki Business: The Balance Between Your Gift and The Business You Need To Run (The "Mindfulness" Business Series Book 10666)

by Stephan K. Thieringer (Kindle Edition)

★★★★★ 5 out of 5

Language	: English
File size	: 771 KB
Text-to-Speech	: Enabled
Screen Reader	: Supported
Enhanced typesetting	: Enabled
Word Wise	: Enabled
Print length	: 19 pages
Lending	: Enabled



### Step 1: Becoming a Certified Reiki Practitioner

Before venturing into starting your own business, it's essential to become a certified Reiki practitioner. Seek training from a reputable Reiki master who can teach you the necessary techniques and attune you to the Reiki energy. By having a valid certification, you gain credibility and can assure clients of your expertise.

Remember to choose a training program that aligns with your goals and resonates with you personally. The path to becoming a Reiki master involves continuous learning and self-improvement, so it's crucial to find a mentor who inspires and guides you along the way.

## **Step 2: Creating Your Reiki Business Plan**

Like any successful venture, starting a Reiki business requires careful planning. Begin by outlining your vision, mission, and goals. Identify your target market and determine how you can provide unique value to your clients.

Research the local market to understand the demand for Reiki services and analyze your competitors. This information will help you develop a pricing strategy that is competitive while ensuring you receive fair compensation for your services. Additionally, define your marketing and promotional activities to reach your target audience effectively.

## **Step 3: Setting Up Your Reiki Healing Space**

Creating a tranquil and welcoming healing space is essential for serving your clients. Find a suitable location where you can set up your Reiki practice. Choose a calming color scheme, incorporate natural elements, and ensure the space reflects the serene aura associated with Reiki.

Invest in comfortable furniture, such as a massage table or a recliner, and decorate the area with soothing artwork and plants. Don't forget to have the necessary supplies, such as blankets, pillows, and calming essential oils, to enhance the healing experience for your clients.

## **Step 4: Marketing and Promotion**

Now that you have your Reiki practice ready, it's time to spread the word about your services. Utilize various marketing channels, both online and offline, to reach your target market.

Create an engaging website that showcases your expertise and services. Optimize your site with relevant keywords, such as "Reiki practitioner," "energy healing," and "spiritual wellness." This will help increase your online visibility and attract potential clients searching for Reiki services in your area. Don't forget to include long descriptive keywords in the alt attributes of your website images to improve accessibility and search engine optimization.

Additionally, use social media platforms to connect with your audience. Share valuable content, offer special promotions, and engage with your followers to build a strong online presence. Collaborate with other holistic practitioners or local businesses to enhance your reach and gain exposure.

### **Step 5: Providing Exceptional Client Experiences**

As you start attracting clients to your Reiki practice, prioritize their experience and well-being. Create a supportive and comforting environment where they can feel safe to share their concerns and emotions.

Personalize each session based on the specific needs of your clients. Listen attentively, address their concerns, and offer guidance when requested. Strive for excellence in your healing practice and continue expanding your knowledge to better serve your clients.


### **Step 6: Growing and Expanding Your Business**

Once your Reiki business is up and running smoothly, you can explore opportunities to grow and expand. Consider offering workshops, group healing sessions, or even collaborating with other practitioners to provide holistic wellness packages.

Continuously seek feedback from your clients and implement improvements based on their suggestions. Encourage referrals and implement a referral rewards program to incentivize clients to recommend your services to their friends and family.

Starting your own Reiki business can be both fulfilling and financially rewarding. By following the steps outlined in this guide, you'll be well on your way to creating a successful venture that helps numerous individuals on their healing journeys.

Remember, building a business takes time and dedication. Stay committed to your vision, continuously improve your skills, and prioritize your clients' well-being. With passion and perseverance, you can finally start your Reiki business and make a meaningful impact in the lives of others.



## **Finally Start My Reiki Business: The Balance Between Your Gift and The Business You Need To Run (The "Mindfulness" Business Series Book 10666)**

by Stephan K. Thieringer(Kindle Edition)

★★★★★ 5 out of 5


Language	: English
File size	: 771 KB
Text-to-Speech	: Enabled
Screen Reader	: Supported
Enhanced typesetting	: Enabled
Word Wise	: Enabled
Print length	: 19 pages

Lending

: Enabled




This short book will teach you how to quick launch a reiki business. This guide will tell you what to look for and to create your own ready-set-business checklist.




## **Saving The Maldives: The Floating Island**

The Maldives, known for its stunning beaches and crystal-clear waters, is an island nation located in the Indian Ocean. However, with rising sea levels...




## **Managing The Production Hour: Mastering Efficiency and Output**

As businesses strive to meet growing demands in today's fast-paced world, the need for efficient production management becomes increasingly critical. Every minute counts when...




## **The Food Lab: Better Home Cooking Through Science**

Have you ever wondered why some dishes turn out perfectly while others end up being a disaster in the kitchen? The answer lies in understanding the science behind...



## Testify George Bernard Shaw: A Glimpse into the Life and Works of a Remarkable Playwright

George Bernard Shaw, a name synonymous with brilliance in the world of literature and drama, has left an indelible mark on the theatrical...



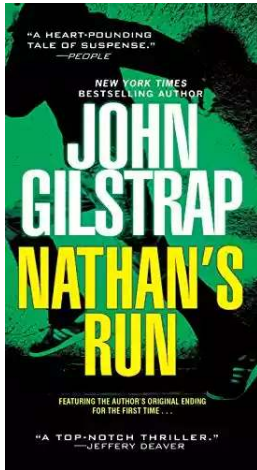
## The Darling Songbirds: The Songbirds of Darling Bay

When it comes to enchanting melodies and captivating performances, The Darling Songbirds are a force to be reckoned with. This talented trio has taken the music industry...



## Death And New Life In Pandemic

The COVID-19 pandemic has brought about a significant shift in our collective consciousness. It has forced us to acknowledge our vulnerability, contemplate our own...



## The Unstoppable Nathan Run: A Thrilling Journey Into John Gilstrap's Masterpiece

When it comes to gripping thriller novels, John Gilstrap stands tall among the literary giants. With numerous best-selling books under his belt, Gilstrap has captivated...



## Distant Horizon Backyard Starship: Exploring the Cosmos from Your Own Backyard

The mysteries of the universe have always fascinated humans, and the desire to explore the cosmos has been a dream shared by many. While space travel may still...