

The Complete Guide on How to Buy on Your iPhone and iPad: Simplify Your Shopping Experience!

With the continuous advancements of technology, everyday tasks have become much simpler and more convenient. The way we shop is no exception to this. Gone are the days when we had to physically visit stores to find our desired items or spend hours on the phone placing orders.

Today, all you need is your trusty iPhone or iPad, and you can purchase practically anything you desire with just a few taps. In this comprehensive guide, we will walk you through the process of buying on your iPhone and iPad, making your shopping experience enjoyable and hassle-free.

Step 1: Choose an E-commerce Platform

Before you can begin purchasing on your iPhone or iPad, you need to select a reliable e-commerce platform. There are several options available, such as Amazon, eBay, and Walmart, to name a few. Take into consideration factors like product availability, pricing, and customer reviews before making your decision. Each platform comes with its own app, so head over to the App Store to download and install it onto your device.



How to Purchase Kindle Book on iPhone and iPad: Complete Guide on How to Buy Kindle Books on your iPhone and iPad by Stephan K. Thieringer(Kindle Edition)

★★★★★ 5 out of 5

Language : English

File size : 2699 KB

Text-to-Speech : Enabled

Screen Reader : Supported
Enhanced typesetting : Enabled
Print length : 15 pages
Lending : Enabled



Once installed, open the app and sign in with your existing account or create a new one. Remember to secure your account with a strong password and enable two-factor authentication for added security.

Step 2: Browsing and Searching for Products

Now that you have your e-commerce app ready, it's time to start exploring the vast range of products available. Most apps offer categories and sections that help you narrow down your search. Browse through these categories or use the search bar to find specific items.

Making use of descriptive keywords in the alt attribute of images will not only enhance your browsing experience but also provide accessibility to those who are visually impaired. So, take advantage of this feature and contribute to a seamless shopping experience for all users.

Step 3: Reading Product Descriptions and Reviews

When you come across an item that catches your eye, tap on it to view the product page. Here, you will find a detailed description, specifications, and customer reviews. Take your time to review this information to ensure that the product meets your requirements.

Reading reviews from other customers can provide valuable insights into the quality, performance, and overall satisfaction level of the product. Look for specific keywords in the reviews to understand the pros and cons of the item, helping you make an informed buying decision.

Step 4: Adding to Cart and Wishlist

Once you've made your decision, it's time to add the product to your cart. On the product page, you will typically find an "Add to Cart" button. Tap on it, and the item will be added to your shopping cart. If you are unable to make an immediate purchase, you can also add items to your wishlist for future reference.

Having a is an effective way to grab the attention of potential readers. Use compelling phrases like "Unlock the Best Deals with Your iPhone and iPad" or "Revolutionize Your Shopping Experience: The Ultimate iPhone and iPad Buying Guide" to entice readers to dive into your article and discover all its valuable insights.

Step 5: Payment and Checkout

Now that you have added all your desired items to the cart, proceed to the checkout process. Most e-commerce apps provide multiple payment options, including credit cards, debit cards, mobile wallets, and even payment on delivery. Choose the method that best suits your preference and enter the required payment details securely.

Before finalizing your order, double-check the billing and shipping addresses to ensure they are accurate. Tap on the "Place Order" or similar button, and wait for the confirmation page to appear. Congratulations! You have successfully made a purchase on your iPhone or iPad.

Step 6: Package Tracking and Delivery

After confirming your order, you will receive an email or notification regarding the estimated delivery time and tracking details. E-commerce apps often provide real-time tracking, allowing you to monitor your package's journey from the warehouse to your doorstep.

Stay informed about the progress of your delivery by regularly checking the tracking information. You might even receive occasional updates through push notifications. Enjoy the excitement of anticipation as you eagerly await the arrival of your purchase.

Step 7: Return and Refund

While we hope your purchase meets your expectations, there may be instances where you need to return or exchange an item. Most e-commerce platforms have a dedicated return process that ensures a smooth experience for such cases.

If you are unsatisfied with your purchase, contact customer support through the app or website to initiate the return process. Follow the provided instructions, pack the item securely, and send it back to the designated address. Once your return is processed, you will receive a refund or an exchange for the faulty or incorrect item.

Step 8: Security and Privacy

When it comes to online shopping, security and privacy are of utmost importance. Always ensure you are browsing and buying from trusted platforms to safeguard your sensitive information. Look for the lock icon in the address bar, indicating a secure connection.

Furthermore, avoid using public Wi-Fi networks when making online transactions. Stick to your cellular network or a trusted private network to minimize the risk of your data being compromised.

Step 9: Stay Updated and Explore

The world of e-commerce is continuously evolving, with new products and features being introduced regularly. Don't forget to update your e-commerce app to access the latest enhancements, bug fixes, and security updates. This ensures you have the best possible shopping experience on your iPhone and iPad.

Finally, don't limit yourself to just one e-commerce platform. Explore different apps, discover exclusive deals, and compare prices to make the most out of your shopping experience. Embrace the convenience of mobile shopping and enjoy the multitude of options available at your fingertips.

So, why wait? Grab your iPhone or iPad and start taking advantage of the seamless buying experience they offer. Simplify your shopping journey and revel in the joy of having your desired products delivered right to your doorstep. Happy shopping!



How to Purchase Kindle Book on iPhone and iPad: Complete Guide on How to Buy Kindle Books on your iPhone and iPad by Stephan K. Thieringer(Kindle Edition)

★★★★★ 5 out of 5

Language	: English
File size	: 2699 KB
Text-to-Speech	: Enabled
Screen Reader	: Supported
Enhanced typesetting	: Enabled
Print length	: 15 pages
Lending	: Enabled




If you are confused about How to Buy Kindle Book on iPhone and iPad, don't worry because we discuss exactly how it is done in this book. So, let us first start with the main contents of the book.

The Main Contents of the Book are:


- Can I buy Amazon books on any iOS device
- How to buy Kindle books on the iPhone
- How to buy kindle books on the iPad
- How to download and install the Amazon app
- How to set up an account on the Amazon app
- The Amazon App and lot more.

Using these simple steps, you can easily know How to Buy Kindle Book on iPhone and iPad.




Saving The Maldives: The Floating Island

The Maldives, known for its stunning beaches and crystal-clear waters, is an island nation located in the Indian Ocean. However, with rising sea levels...




Managing The Production Hour: Mastering Efficiency and Output

As businesses strive to meet growing demands in today's fast-paced world, the need for efficient production management becomes increasingly critical. Every minute counts when...



The Food Lab: Better Home Cooking Through Science

Have you ever wondered why some dishes turn out perfectly while others end up being a disaster in the kitchen? The answer lies in understanding the science behind...



Testify George Bernard Shaw: A Glimpse into the Life and Works of a Remarkable Playwright

George Bernard Shaw, a name synonymous with brilliance in the world of literature and drama, has left an indelible mark on the theatrical...



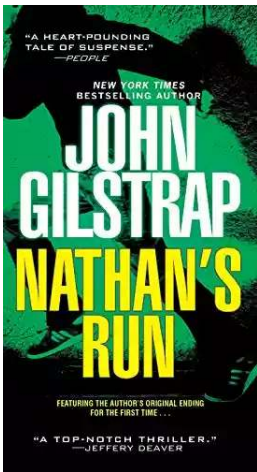
The Darling Songbirds: The Songbirds of Darling Bay

When it comes to enchanting melodies and captivating performances, The Darling Songbirds are a force to be reckoned with. This talented trio has taken the music industry...



Death And New Life In Pandemic

The COVID-19 pandemic has brought about a significant shift in our collective consciousness. It has forced us to acknowledge our vulnerability, contemplate our own...



The Unstoppable Nathan Run: A Thrilling Journey Into John Gilstrap's Masterpiece

When it comes to gripping thriller novels, John Gilstrap stands tall among the literary giants. With numerous best-selling books under his belt, Gilstrap has captivated...



Distant Horizon Backyard Starship: Exploring the Cosmos from Your Own Backyard

The mysteries of the universe have always fascinated humans, and the desire to explore the cosmos has been a dream shared by many. While space travel may still...