

# Tips and Hacks for Better User Experience: Awesome UX Guides


In today's digital age, providing a seamless user experience (UX) is crucial for the success of any website or application. A well-designed UX can significantly improve customer satisfaction, increase user engagement, and drive conversion rates. This article will provide you with tips, hacks, and insightful guides to enhance your website's UX and create a delightful experience for your users.

## 1. Understand Your Users

The first step in improving UX is to understand your target audience. Conduct thorough research and collect relevant data about your users, such as their demographics, preferences, and behaviors. This information will help you tailor your website's design, content, and functionality to meet their specific needs and expectations. Empathy plays a crucial role in creating an exceptional UX, so put yourself in your users' shoes and anticipate their requirements.

## 2. Optimize Website Load Time

Slow-loading websites frustrate users and increase the chances of abandonment. Optimize your website's load time by compressing images, minifying CSS and JavaScript files, and leveraging browser caching. These techniques will help your website load faster and provide a seamless browsing experience to your visitors. Consider using tools like Google PageSpeed Insights to analyze your website's performance and identify areas for improvement.



## Color Decrypted: Tips & hacks for a better user experience (Awesome UX Guides Book 1)

by Lee Jordan (Kindle Edition)

★★★★☆ 4 out of 5

Language : English

File size : 2582 KB

Text-to-Speech : Enabled

Screen Reader : Supported

Enhanced typesetting : Enabled

Print length : 21 pages



### 3. Simplify Navigation

Complex navigation can confuse users and hinder their ability to find the information they are looking for. Keep your website's navigation simple, intuitive, and easy to comprehend. Use clear and descriptive labels for your menu items and ensure that users can navigate to any page within a few clicks. Incorporate a search bar to allow users to quickly find specific content or products. A seamless navigation experience will keep users engaged and encourage them to explore your website further.

### 4. Use Responsive Design

In the era of mobile devices, it is essential to provide a consistent user experience across different screen sizes. Implement responsive design techniques to ensure that your website adapts and displays correctly on various devices, including smartphones and tablets. A responsive design eliminates the need for users to zoom in or scroll horizontally, enhancing their usability and reducing the chances of bounce rates.

## **5. Improve Readability and Legibility**

Readable content is a key aspect of a pleasant user experience. Use suitable font sizes, colors, and line spacing to enhance readability. Dark text on a light background is usually easier to read, but don't be afraid to experiment with different color schemes to match your brand identity. Break down large blocks of text into smaller paragraphs and use headers, bullets, and numbered lists to improve skimmability. Clear and concise content will grab users' attention and allow them to consume information effortlessly.

## **6. Minimize Form Fields**

Filling out long and complicated forms can be tedious for users. Minimize the number of form fields and only ask for essential information. Use auto-fill options whenever possible to expedite the process. Consider implementing a progress bar to show users how far they are in the form completion process. Streamlining your forms will reduce friction and encourage users to complete the desired actions, such as signing up for a newsletter or making a purchase.

## **7. Incorporate Visual Hierarchy**

Visual hierarchy guides users through your website and highlights the most important elements. Use appropriate font sizes, colors, and spacing to create a visual flow that leads users from one section to another. Utilize larger fonts and vibrant colors for crucial headlines or call-to-action buttons. By maintaining a clear visual hierarchy, users can quickly grasp the structure of your website and focus on the most critical content.

## **8. Provide Feedback and Error Messages**

Users often feel frustrated when they encounter errors or uncertain actions without adequate feedback. Implement informative error messages and notifications to guide users in case of mistakes or unsuccessful actions, such as incorrect form submissions or failed transactions. Use color coding or icons to visually indicate success or failure. Clear feedback will help users understand their actions' outcomes and prevent confusion or unnecessary retries.

## **9. Conduct User Testing**


User testing involves observing and gathering feedback from real users to identify usability issues and gain insights into their thought processes. Create test scenarios and ask users to perform specific tasks on your website or application. Take note of their struggles, frustrations, and suggestions for improvement. User testing provides valuable insights into the actual user experience and allows you to refine your design, interactions, and functionalities accordingly.

## **10. Continuously Iterate and Improve**

UX is an ongoing process that requires constant monitoring, analysis, and improvement. Regularly analyze user feedback, engagement metrics, and conversion rates. Identify areas for enhancement and implement necessary changes to further optimize your website's UX. By continuously iterating and improving your design and functionality, you can stay ahead of the competition and provide an exceptional user experience that keeps users coming back for more.

Implementing these tips, hacks, and guidelines will undoubtedly enhance your website's UX and contribute to your overall business success. Prioritize your users' needs, and put in the effort to create a gratifying

online experience that keeps your visitors engaged and converts them into loyal customers.



## Color Decrypted: Tips & hacks for a better user experience (Awesome UX Guides Book 1)

by Lee Jordan(Kindle Edition)



4 out of 5

Language : English  
File size : 2582 KB  
Text-to-Speech : Enabled  
Screen Reader : Supported  
Enhanced typesetting : Enabled  
Print length : 21 pages



This book is a very focused guide to choosing colors for your next project, without pages and pages of color theory. We get right to the good stuff.

Are you frustrated when it comes time to choose colors for a project or do you have a brand color that is difficult to work with? The goal of this guide is to give you quick, actionable steps you can take today to use color easily and with purpose in your projects.

Color should support your purpose and not distract people from what you want them to do.

I've been a developer, designer and UX professional for over ten years. I'm going to share with you time saving tips and hacks I've learned about using color effectively in projects. Whether you are new to design or development or have been working as a creative or programmer for years, there are helpful tips and resources here for you.

After reading this guide you will know about:

The role of contrast in creating color palettes - how to use it to save you time and headaches later

Using color theory to quickly choose colors that work well together - without a bunch of stuffy mumbo jumbo


The emotional qualities of vibrancy - not as evil as it sounds I promise

Taming your brand colors with saturation - have a bright color that belongs on a sports jersey? Here's how to work with it.

Crafting a powerful experience with saturation and vibrancy - secrets great creatives know and you should too.


Common psychological associations of color

Tips on identifying color trends and how they can affect your projects



## **Saving The Maldives: The Floating Island**

The Maldives, known for its stunning beaches and crystal-clear waters, is an island nation located in the Indian Ocean. However, with rising sea levels...



## **Managing The Production Hour: Mastering Efficiency and Output**

As businesses strive to meet growing demands in today's fast-paced world, the need for efficient production management becomes increasingly critical. Every minute counts when...



## The Food Lab: Better Home Cooking Through Science

Have you ever wondered why some dishes turn out perfectly while others end up being a disaster in the kitchen? The answer lies in understanding the science behind...



## Testify George Bernard Shaw: A Glimpse into the Life and Works of a Remarkable Playwright

George Bernard Shaw, a name synonymous with brilliance in the world of literature and drama, has left an indelible mark on the theatrical...



## The Darling Songbirds: The Songbirds of Darling Bay

When it comes to enchanting melodies and captivating performances, The Darling Songbirds are a force to be reckoned with. This talented trio has taken the music industry...



## Death And New Life In Pandemic

The COVID-19 pandemic has brought about a significant shift in our collective consciousness. It has forced us to acknowledge our vulnerability, contemplate our own...



## The Unstoppable Nathan Run: A Thrilling Journey Into John Gilstrap's Masterpiece

When it comes to gripping thriller novels, John Gilstrap stands tall among the literary giants. With numerous best-selling books under his belt, Gilstrap has captivated...



## Distant Horizon Backyard Starship: Exploring the Cosmos from Your Own Backyard

The mysteries of the universe have always fascinated humans, and the desire to explore the cosmos has been a dream shared by many. While space travel may still...