


Ultimate Guide: Learn How To Write Bylaws for a Nonprofit Organization

Are you passionate about making a positive change in your community? Starting a nonprofit organization can be a fulfilling way to address social issues and make a lasting impact. However, to ensure your nonprofit operates smoothly and transparently, it is essential to establish a solid foundation through well-crafted bylaws.

Bylaws are the guiding principles that govern the operations and decision-making processes within a nonprofit organization. They provide a framework for how the organization will be managed, outline the roles and responsibilities of board members and officers, and establish the procedures for important matters such as annual meetings, voting, and amendments.

In this comprehensive guide, we will walk you through the step-by-step process of writing bylaws for your nonprofit organization. By the end, you will have a clear understanding of what needs to be included in your bylaws and how to ensure they comply with legal requirements.



How to Write Bylaws for a Non-profit Organization

by Richard Bivins(Kindle Edition)

★★★★☆ 4 out of 5

Language : English

File size : 164 KB

Text-to-Speech : Enabled

Enhanced typesetting : Enabled

Word Wise : Enabled

Print length : 20 pages

Lending : Enabled



1. Understand the Legal Requirements

Before you start writing your bylaws, it is crucial to familiarize yourself with the legal requirements imposed by your local jurisdiction. Every state or country has its own set of regulations and laws that govern nonprofit organizations, and your bylaws must align with these requirements.

Research the laws and regulations specific to your region regarding nonprofit organizations. Some common areas to consider include the minimum number of board members, the process for electing or removing board members, financial reporting obligations, and any restrictions on activities or advocacy efforts.

2. Define Your Nonprofit's Purpose and Mission

Every nonprofit organization has a purpose and mission that drives its work. Take the time to clearly articulate your organization's purpose and mission statement, as it will act as a compass for your future activities and decisions.

Your purpose statement should explain the overarching goal your organization aims to achieve, while your mission statement provides a more detailed description of the specific actions you will take to fulfill your purpose. Make sure these statements accurately reflect the values and objectives of your nonprofit.

3. Determine Organizational Structure and Governance

Next, you need to define the organizational structure and governance of your nonprofit. This includes identifying the different levels of leadership, such as board members, officers, and committees, and specifying their roles and responsibilities.

Consider how many board members you will have and what qualifications they should possess. Determine the duration of their terms and the process for electing or appointing new members. Additionally, outline the responsibilities of officers, such as the President, Treasurer, and Secretary, as well as any committees that may be required.

4. Establish Meeting Procedures

To ensure transparency and accountability within your nonprofit, it is vital to establish clear procedures for meetings. Outline how often board meetings will be held, where they will take place, and how much notice needs to be given.

Specify the required quorum for making decisions and voting on important matters. Additionally, define the process for remote participation, in case some board members are unable to attend in person.

5. Address Financial Management and Reporting

Financial management is a critical aspect of running a nonprofit organization. Your bylaws should address how the organization's finances will be managed, including setting guidelines for budgeting, fundraising, and financial reporting.

Outline the responsibilities of the Treasurer and establish the process for approving the annual budget. Consider including provisions for conducting

regular audits or reviews of financial records to ensure transparency and accountability.

6. Include Conflict of Interest Policies

It is crucial to address any potential conflicts of interest within your nonprofit organization. Develop clear policies that require board members and officers to disclose any conflicts and refrain from participating in related decision-making processes.

By including conflict of interest provisions in your bylaws, you demonstrate your commitment to integrity, transparency, and ethical conduct.

7. Anticipate Amendments and Dissolution

As your nonprofit organization evolves, there may be a need to amend your bylaws to accommodate changes in operations or legal requirements. Anticipate this by including procedures for making amendments, such as the majority vote required or the need for advanced notice.

In addition, include provisions for the dissolution of your nonprofit in case it becomes necessary in the future. Specifying how assets will be distributed and how any remaining commitments will be resolved ensures a smooth process if dissolution ever occurs.

8. Seek Legal Review


Once you have drafted your bylaws, it is highly recommended to seek legal review. Consulting with an attorney or a nonprofit expert can help ensure that your bylaws comply with local regulations and cover all the necessary elements to protect your organization's interests.

Legal professionals can provide valuable guidance and help you identify any potential issues or areas for improvement in your bylaws before they are finalized.

Writing bylaws for a nonprofit organization is a crucial step in establishing a strong foundation for your mission-driven work. By taking the time to carefully define your organization's purpose, roles, procedures, and policies, you set the stage for long-term success.

Remember, your bylaws should be tailored specifically to your nonprofit and its unique needs. Regularly review and update them as your organization grows and changes. By doing so, you ensure that your nonprofit remains transparent, accountable, and capable of making a meaningful impact for years to come.

So, roll up your sleeves, get started, and empower your nonprofit organization with clear and comprehensive bylaws that guarantee its success!



How to Write Bylaws for a Non-profit Organization

by Richard Bivins(Kindle Edition)

★★★★☆ 4 out of 5

Language : English

File size : 164 KB

Text-to-Speech : Enabled

Enhanced typesetting : Enabled

Word Wise : Enabled

Print length : 20 pages

Lending : Enabled


Screen Reader : Supported

FREE

DOWNLOAD E-BOOK




This guide was designed to help create a set of bylaws for a nonprofit organization in a way that allows the founder to remain in control of the nonprofit for as long as the founder chooses. It is not uncommon for a nonprofit's board of directors to alter the vision of the founder and take the organization on a divergent path. Bylaws, in most jurisdictions, do not need to be filed along with the articles of incorporation. They are purposely drafted to become the internal playbook for the organization and describe with detail the function of every member, committee, and every office. This guide is short and to the point and will allow the founder to solidify a vision for the organization.



Saving The Maldives: The Floating Island

The Maldives, known for its stunning beaches and crystal-clear waters, is an island nation located in the Indian Ocean. However, with rising sea levels...



Managing The Production Hour: Mastering Efficiency and Output

As businesses strive to meet growing demands in today's fast-paced world, the need for efficient production management becomes increasingly critical. Every minute counts when...



The Food Lab: Better Home Cooking Through Science

Have you ever wondered why some dishes turn out perfectly while others end up being a disaster in the kitchen? The answer lies in understanding the science behind...



Testify George Bernard Shaw: A Glimpse into the Life and Works of a Remarkable Playwright

George Bernard Shaw, a name synonymous with brilliance in the world of literature and drama, has left an indelible mark on the theatrical...



The Darling Songbirds: The Songbirds of Darling Bay

When it comes to enchanting melodies and captivating performances, The Darling Songbirds are a force to be reckoned with. This talented trio has taken the music industry...



Death And New Life In Pandemic

The COVID-19 pandemic has brought about a significant shift in our collective consciousness. It has forced us to acknowledge our vulnerability, contemplate our own...



The Unstoppable Nathan Run: A Thrilling Journey Into John Gilstrap's Masterpiece

When it comes to gripping thriller novels, John Gilstrap stands tall among the literary giants. With numerous best-selling books under his belt, Gilstrap has captivated...



Distant Horizon Backyard Starship: Exploring the Cosmos from Your Own Backyard

The mysteries of the universe have always fascinated humans, and the desire to explore the cosmos has been a dream shared by many. While space travel may still...